


















FY 2022 Annual CDBG Report													
	Activity Name	Activity Code	HUD Matrix Code	National Objective	CDBG Funding Year	Budget (some adjusted for beginning of year balances)	2022 Project-to-Date Expenditure (year end)	Remaining Balance	% of Budget Used	Project Description	Beneficiary Goal	Beneficiary Achievement YTD	Pictures
A ADMINISTRATION (20% CAP)													
1	Community Development Administrative Costs	C22101	21A General Program Admin. 175.205	Administration	2022	\$ 300,000.00	\$ 204,552.39	\$ 95,447.61	68.18%	Includes supervision of the entire CDBG Program including the application process, submission of the Annual Action Plan, annual CAPER, and all other reports required by HUD. Staff reviews all activities in order to assure compliance with HUD guidelines.	Successfully administrate the CDBG program and other CDBG CV funds received. Maintain standing with HUD. Timeliness utilization of funds	Completed necessary reporting for CDBG Annual Plans and Five Consolidated Plans for 2020-2024. Worked with HUD on three recent meetings of HOME, CDBG program, and Preserving Wages requirements. Administered CDBG COVID Funds to assist Rugerians, Holiday Inn Express, and Greiner's	
2	Fair Housing Administrative Costs	C22102	21D Fair Housing Activity (subject to Admin. cost)	Administration	2022	\$ 5,339.00	\$ 5,339.00	\$ -	100.00%	Administration of the Fair Housing program and poster essay contest and administration of any fair housing complaints that the City may receive.	Conducted a FH Billboard display at S. 58th and Burnham St. Fair housing awareness and outreach	Three fair housing complaints processed. Billboard displayed as part of fair housing awareness. No poster contest conducted in 2022. Former winner poster was the graphic utilized for the billboard. Fair Housing poster posted in the City Knowledge too.	
SUBTOTAL						\$ 305,339.00	\$ 209,891.39	\$ 95,447.61	68.74%				
B PUBLIC SERVICE (19% CAP)													
3	Community Service Officer (Feed and Seed)	C22201	05I	Low to moderate income area	2022	\$ 40,000.00	\$ 40,000.00	\$ -	100.00%	The Community Service Officer (CSO) investigates nuisance complaints in a targeted LMA and works towards resolving them. The CSO provides greater presence at parks, playgrounds, and grade schools in a targeted LMA to deter crime, resolve issues, and help people to feel safer. The CSO also helps to promote partnerships between citizens and the police department and other organizations.	5,375 people	The CSO provided greater presence at businesses, streets, parks, playgrounds, and grade schools in LMA to deter crime, resolve conflicts, and help people feel safer. The CSO also helped promote partnerships between citizens and the police department and other organizations. This program is on target and served 5,375 people within the LMA areas.	
4	Graffiti Abatement/Removal	C22202	06 V Neighborhood Cleanups	Low to moderate income area	2022	\$ 5,271.00	\$ 5,271.00	\$ -	100.00%	Review/analyze incidents of graffiti to establish links between cases and develop suspects. Reduce and quickly eliminate graffiti as well as arrest graffiti suspects.	45,960 People	There were 289 graffiti investigations in LMAs during 2022. All of these were reviewed and followed up on by Detective Lori Bell in our Criminal Investigations Unit. All of the acts of graffiti were also checked on by our graffiti abatement specialists to ensure that the graffiti was quickly removed. The graffiti specialists cleaned at 289 of the locations. All grant funding was used.	
5	Senior Network - Home Services/ERAS	C22203	05A-Senior Services	Low to moderate income clients	2022	\$ 29,500.00	\$ 29,500.00	\$ -	100.00%	Staff and volunteers provide assistance to older adults to remain at home. Services include information and related, advocacy, and direct services such as transportation, shopping, and friendly visits.	Serve 400 older adults	333 unduplicated elderly adults served. 30 new clients were assessed for services. 51 clients received a total of 891 one-way rides (Healthcare, Other Transportation, and Shopping events). 13 clients received yard services. 89 clients received a Holiday Living package including gift cards and stamps. 24 clients received a total of 400 friendly phone calls from volunteers. 205 clients received informational and assistance newsletters. 47 clients received a telephone call on their birthday.	
6	Gang Prevention	C22204	05I	Low to moderate income area	2022	\$ 19,079.00	\$ 12,047.00	\$ 7,032.00	63.14%	Police department extra investigation to identify gang member associates, identify crime trends and conduct comprehensive drug investigations in eligible LMAs.	46,960 people	There were 688 drug investigations conducted in LMAs in 2022. All of these were reviewed, and followed up on by a drug (gang) detective. There were also 7 controlled buys, 3 search warrants conducted, 4 buy / busts, 2 high-risk arrest operations, and 2 overbook death investigations. This project is on target.	
7	Liberty Heights Program	C22214	03F	Low to moderate income area	2022	\$ 10,000.00	\$ 10,000.00	\$ -	100.00%	Provide an American Red Cross certified caregiver to monitor safety of the pool and a park staff member to provide access to restrooms and shelter in the building on site.	3,500 people	A total of 1,076 patrons served.	
8	Healthy Homes/Families West Allis	C22215	05M Health Services	Low to moderate income clients	2022	\$ 15,700.00	\$ 5,883.75	\$ 10,116.25	38.20%	Goals of the Program: a community health approach and to be comprehensive to a household's needs. Work to reduce lead poisoning risks through counseling, education, and mitigation and providing safety for households by increasing home inspection frequency, detection, fix a resource to substance abuse needs and other chronic health issues present in the City. Includes training staff to provide the outreach.	275 persons		
9	Family Resource Center (Supporting families/ Strengthening Community)	C22216	05L Child Care Services	Low to moderate income clients	2022	\$ 20,000.00	\$ 20,000.00	\$ -	100.00%	Designed to provide a comprehensive, coordinated child and family centered plan that brings resources together to provide preventative services in a timely, effective, and user-friendly manner. The focus of the center is to provide assistance to LMI families.	246	Participation - people - Supporting Families/Strengthening Community programming 240 people participated in Backpack Buddies Program, 41 people - Parents-Partner Workshops, 71 people - Summer Park Passport Challenge, 25 people - Storytime with Mrs. Stacy	
10	WISH Program (Domestic Violence Support Group)	C22218	05G Services for Victims of Domestic Violence, Dating Violence, Sexual Assault, or Stalking	Low to moderate income clients	2022	\$ 10,270.00	\$ 10,270.00	\$ -	100.00%	Domestic violence support group that supports and educates women who are, or have been, in an abusive relationship. The focus is to provide emotional support for women as they work through the effects of abuse, encourage personal growth in life, provide a comfortable atmosphere to develop trusting/positive relationships and talk about abuse, and learn more about abuse and its effects on oneself and children.	50 individuals	WISH served 27 adults and 38 children. WISH met for 48 weeks in person and for 39 weeks via ZOOM for women with health issues or those uncomfortable meeting in person. WISH continues to provide CRM care for those who appear for in person meetings.	
11	WRTP - BigStep Job Training	C22217	05H Employment training	Low to moderate income clients	2022	\$ 24,038.00	\$ 24,038.00	\$ -	100.00%	Assist low/moderate income, unemployed, underemployed individuals find high quality employment that offers economic advancement in manufacturing and construction by helping them link to skills and access to middle-skill jobs and careers.	35 individuals	40 people (15 in construction & manufacturing employment and 1 outside of this industry)	
12	Missaukee County Homeless Outreach	C22222	01 C Homeless facilities	Low to moderate income clients	2022	\$ 30,000.00	\$ 21,338.00	\$ 8,662.00	71.13%	Costs associated with the operation of programs for the homeless or for AIDS patients, such as staff costs, utilities, maintenance, and insurance. Because payment of operating costs for these programs is a public service under CDBG, all CDBG expenditures for CDT activities are included in the calculation of the Public Services cap.	40 individuals	42 homeless individual assisted and over 80 steps in West Allis. MHC Co underwent in FY 22 due to COVID related funds not anticipated in their Sept. 21 CDBG application.	
13	Safe and Supported - Substance Abuse Program	C22219	05 J Other Public Services	Low to moderate income area	2022	\$ 5,000.00	\$ 5,000.00	\$ -	100.00%	The goal of this project is to provide 100 low/moderate income residents affected by substance use disorder with a comprehensive bundle of resources that once in place will reduce the number of overdoses, and drug related deaths affecting West Allis residents by 10% annually. Additionally this project will enroll 200 program participants into an opioid addiction medication assisted treatment center annually.	100 people	West Allis based on \$15,200 in funding, CDBG committed budget at \$5,000. Completed - 46 youth participated in Brain Use Safety Recovery Program 18 adults engaged in the services provided for their youth 100 Adults received information on the dangers of drug & alcohol use by youth 50 Adults received Drug Use Signs to safely store prescription medications	
14	Vermin Abatement	C22220	05M	Low to moderate income area	2022	\$ 16,000.00	\$ 13,655.00	\$ 2,345.00	86%	Goal of the activity will be to address the presence of vermin and neighborhood cleanup within the eastern portion of the City, with eligible LMI block groups. Funding from Crime Related Health Dept. was anticipated for FY 2022, but note that what was talked is more than the \$10,000 budgeted in CDBG for the year (2022). We anticipate the same level of outreach activity in 2023 so having access to the unspent 2022 funds will be beneficial.	LMI Neighborhoods	Staff has organized a program and contract for services. Contractor billed less than expected cost estimate used for funding recommendation.	
15	Neighborhood Cleanup Activity	C22221	05V	Low to moderate income area	2022	\$ 4,146.00	\$ 2,462	\$ 1,684.00	59%	Funds to assist neighborhood groups work to clean-up neighborhoods, assistance in organization, promotions and growing the future of our neighborhood associations.	People, population of service area is 53,345 serve Limited persons	Purchased neighborhood association promotional signage, pop-up tent, clean-up supplies.	
SUBTOTAL						\$ 229,004.00	\$ 199,254.75	\$ 29,749.25	87.01%				
C HOUSING REHAB													
16	Housing Rehabilitation Management Admin	C22301	14A Rehab Admin	Administration	2022	\$ 28,295.00	\$ 28,295.00	\$ -	100.00%	The CDBG Housing Rehabilitation Loan Program has been used to rehabilitate (correct code and safety violations, reduce lead paint hazards, wastewater or make accessible). All delivery costs (including staff, other direct costs, and service costs) directly related to carrying out housing rehabilitation activities. Examples include appraisal, architectural, engineering, and other professional services; preparation of work specifications and work write-ups; loan processing; survey, site and utility plans; application processing; and other fees.	Program Administration 10 homes/LMI areas	114 loans managed within portfolio. The late receipt of the 2022 and Authority to use grant funds due to COVID required the utilization of HOME funds to rehabilitate some homes. Pricing has caused many applications to drop out of the program.	
17	Housing Rehabilitation Single Family Loan Program	C22302	14B Rehab: Multi-Unit Residential	Low/Moderate Income Household Benefits	2022	\$ 100,000.00	\$ -	\$ 100,000.00	0.00%	Low/moderate income to low/moderate income single-family owner-occupied households for housing rehab expenses.	Rehabilitate 10 single family homes	All FY 21 SF loan money spent. This program received funds Nov. 22, as of March 23 has \$22,000 of FY 22 budget committed with an additional two loan applications pending. Activity usually picks up in spring/summer. Tracking.	
18	Housing Rehabilitation Multi-Unit/Duplex Loan Program	C22303	14B Rehab: Multi-Unit Residential	Low/Moderate Income Household Benefits	2022	\$ 50,000.00	\$ -	\$ 50,000.00	0.00%	Program assists low/moderate income landlords to repair their owner-occupied two-family homes.	Rehabilitate 6 owner occupied duplexes	As of June 30, 2022 program received 1 application which would have used up funding. The search came back with several court judgments based against the property - 85 loans in this category. This program provides loans to income eligible landlords who occupy the property.	
SUBTOTAL						\$ 178,295.00	\$ 28,295.00	\$ 150,000.00	15.87%				
D PUBLIC FACILITIES													
19	Street Beautification (Tree & Shrub Planting)	C22401	03K	Low/Mod Area Benefits	2022	\$ 48,700.00	\$ 48,700.00	\$ -	100.00%	Purchase and plant trees, shrubs and flowers in eligible LMAs.	The goal is to beautify the streets and provide shade, reduce air pollution and storm water runoff, through the planting of trees, shrubs and flowers in all eligible LMA areas.	223 trees, 153 shrubs, and 519 perennials and 7,047 annual flowers were planted.	
20	Exterior Property Maintenance Inspection Program	C22404	15 Code Enforcement	Low/Mod Area Benefits	2022	\$ 175,562.00	\$ 175,562.00	\$ -	100.00%	Salaries and overhead costs associated with property inspections and follow-up actions (such as legal proceedings) directly related to the enforcement (or correction) of state and local codes.	To serve 45,960 people (all eligible LMA block groups) in the identified LMI area through code enforcement, thereby maintaining or improving property values in the targeted areas.	3,944 inspections (initial and follow-up) were conducted in the first six months of 2022. The above referenced 3,944 inspections resulted in approximately 2,180 new/follow-up code violation referral cases. Six of these new referral cases were insurance abandoned dwelling cases. Of these 2180 new/follow-up referral cases approximately 1080 cases have been resolved.	
21	McKinley Park Improvement	C21408	03F Park Improvements	Low/Mod Area Benefits	2022	\$ 208,135.00	\$ -	\$ 208,135.00	0.00%	The goal is to improve the McKinley Neighborhood Park and considering an inclusive children's park.	Butler 1,896, 88 of Census tract 1003	Working with Cobalt Group, property owner/developer. The development is pending and going slower than expected. Still tracking toward development and park improvement.	
22	Neighborhood Lighting Program	C22406	05I	Low/Mod Area Benefits	2022	\$ 38,805.00	\$ -	\$ 38,805.00	0.00%	Installation of security lights within neighborhoods that have increased theft.	7200 residents	East side locations identified for install future. Bids received and purchasing up to 50 lights to be installed by private contractor. Consideration being given to also install cameras at new locations. Preserving wage and environmental review will apply.	
SUBTOTAL						\$ 471,202.00	\$ 224,262.00	\$ 246,940.00	47.59%				
E ECONOMIC DEVELOPMENT													
23	Economic Development Loan & Delivery Program	C22502	18A Economic Development Technical Assistance	Low/Mod	2022	\$ 212,000.00	\$ -	\$ 212,000.00	0.00%	Gap financing loans to small businesses for projects that will result in new job creation, of which at least 51% of new jobs must be created for LMI individuals.	25 jobs created	Working with multiple prospects on financing the acquisition of a property. Alpharex Pizza added 3 positions, GGo3 Office added 15 jobs, 4th and Long added 13 jobs. Working on loans for Best Cleaning Tech on Equipment loan. Loan application with Aquatics submitted, and a loan application for Randy's Neighborhood Inn. Closed funding for 4th and Long and Kagle's.	
24	Micro Enterprise Technical Assistance - WWBIC	C22505	18C Microenterprise Assistance	Low/Mod Client	2022	\$ 65,000.00	\$ 65,000.00	\$ -	100.00%	WWBIC will provide business development services in the form of business education and one-on-one business counseling to 30 micro business owners and prospective business owners who are residents of West Allis.	38 LMI current or potential microbusiness owners served	14 - LMI individuals have received services through WWBIC whether be technical assistance, business counseling, Financial Education, or access to capital.	
25	Commercial Facade Improvement & Delivery Program	C22508	14E Rehab: Public/Private Commercial	Eliminates Blight and Blight	2022	\$ 70,000.00	\$ -	\$ 70,000.00	0.00%	Partial reimbursement grants for facade improvements to commercial buildings in blighted condition.	3 commercial facades	Demand based program. FY 22 \$60,000 committed to be spent on 2 projects: The Doo at 715 S. Greenfield Ave and the Knott property at 5801 W. National Ave. Other projects pending.	
SUBTOTAL						\$ 347,000.00	\$ 65,000.00	\$ 282,000.00	18.73%				
TOTAL ALL FUNDING						\$ 1,530,840.00	\$ 726,703.14	\$ 804,136.86	47.47%				