


AFFIDAVIT OF PUBLICATION

0004113005

WEST ALLIS CITY OF-LEGAL  
CLERK/TREASURER'S OFFICE  
7525 W GREENFIELD AVE  
JANEL LEMANSKE  
West Allis, WI 53214

Patti Guerrero hereby states that she is authorized by Journal Communications Inc. to certify on behalf of Journal Community Publishing Group, publisher of Community Newspapers, public newspapers of general circulation, printed and published in city and county of Milwaukee; was published in the My Community Now- Midwest on 10/18/2012; that said printed copy was taken from said printed newspaper(s).

  
Patti Guerrero

State of Wisconsin


County of Milwaukee

Subscribed and sworn before me this 18 day of Oct, 2012.

  
\_\_\_\_\_

Notary Public State of Wisconsin

My Commission Expires 1-25-15





City of West Allis  
2013 Revenues  
With Comparison of Actual 2010, 2011, & 2012 Budgeted & Estimated Revenues

	2010 Actual Revenues	2011 Actual Revenues	2012 Budgeted Revenues	2012 Estimated Revenues	2013 Revenues
<b>Taxes</b>					
Real Estate & Personal Property	\$30,669,778	\$31,976,228	\$32,435,403	\$32,435,403	\$33,174,329
Mobile Home/Trailer	\$85,894	\$76,203	\$80,000	\$80,000	\$80,000
Hotel/Motel	\$33,556	\$44,659	\$33,000	\$33,000	\$40,000
State Sales Tax	\$932	(\$371)	\$0	\$0	\$0
Tax Equiv. - Physicians Office Tower	\$259,094	\$273,528	\$273,528	\$270,776	\$276,022
Tax Equiv. - Parking Structures	\$111,319	\$116,308	\$116,308	\$117,369	\$117,369
Tax Equiv. - Women's Pavilion	\$136,427	\$143,957	\$143,957	\$145,270	\$145,270
Tax Equiv. - Laboratory Equip - Hosp	\$72,671	\$72,645	\$72,645	\$73,023	\$73,023
Other Tax Equivalent (Holie,Beths.)	\$143,226	\$154,456	\$150,000	\$156,989	\$155,895
Tax Equiv. - Voluntary PILOT	\$84,163	\$0	\$1,000	\$1,000	\$1,000
Tax Delinquencies & Penalties	\$328,370	\$351,895	\$300,000	\$300,000	\$300,000
<b>Total Taxes</b>	<b>\$31,925,430</b>	<b>\$33,209,507</b>	<b>\$33,605,841</b>	<b>\$33,612,830</b>	<b>\$34,362,908</b>

<b>Intergovernmental Grants &amp; Aids</b>					
State Shared Revenues	\$8,250,368	\$8,302,417	\$7,198,483	\$7,228,751	\$7,222,847
Expenditure Restraint Program	\$1,636,156	\$1,615,560	\$1,627,054	\$1,627,054	\$1,609,640
Exempt Computer Equipment	\$195,595	\$186,079	\$187,000	\$187,843	\$187,000
Fire Insurance Premiums Tax Rebates	\$136,225	\$142,425	\$135,000	\$150,996	\$140,000
Municipal Services Payment	\$201,506	\$209,144	\$200,000	\$208,039	\$200,000
State Fair - Expo Center	\$120,000	\$120,000	\$120,000	\$120,000	\$120,000
State Fair Service Contract	\$30,000	\$30,000	\$30,000	\$30,000	\$30,000
Transportation/Highway Aids	\$2,418,692	\$2,533,566	\$2,287,236	\$2,287,195	\$2,242,678
Milwaukee County Library	\$290,862	\$269,612	\$275,000	\$269,273	\$270,000
<b>Total Grants &amp; Aids</b>	<b>\$13,279,404</b>	<b>\$13,408,802</b>	<b>\$12,059,773</b>	<b>\$12,109,151</b>	<b>\$12,022,165</b>

<b>Licenses, Permits, Fees</b>					
Malt Beverage & Liquor	\$96,437	\$96,132	\$96,025	\$96,025	\$96,375
All Other Licenses	\$156,932	\$151,981	\$140,830	\$140,830	\$150,830
Bldg., Plumbg. & Electrical Permits	\$671,726	\$640,428	\$507,960	\$650,000	\$575,000
Planning & Development Fees	\$63,957	\$33,357	\$40,500	\$30,000	\$40,500
Overnight Parking Permits	\$350,350	\$337,335	\$370,100	\$360,000	\$395,100
Fire Inspection Fee	\$90,822	\$91,327	\$90,000	\$90,000	\$90,000
Landlord Tenant Fee	\$74,210	\$18,610	\$30,000	\$10,000	\$30,000
All Other Permits	\$59,742	\$72,600	\$53,975	\$59,338	\$59,775
<b>Total Licenses, Permits, Fees</b>	<b>\$1,564,176</b>	<b>\$1,441,770</b>	<b>\$1,329,390</b>	<b>\$1,436,193</b>	<b>\$1,437,580</b>

<b>Penalties and Forfeitures</b>					
Court Fines & Costs	\$967,477	\$851,866	\$875,000	\$800,000	\$800,000
Parking Violations	\$1,013,309	\$870,809	\$1,150,000	\$1,100,000	\$1,050,000
<b>Total Penalties and Forfeitures</b>	<b>\$1,980,786</b>	<b>\$1,722,675</b>	<b>\$2,025,000</b>	<b>\$1,900,000</b>	<b>\$1,850,000</b>

<b>Charges for Services</b>					
General Government	\$197,214	\$223,235	\$24,400	\$27,447	\$50,000
HIDTA Admin Fees	\$84,000	\$86,000	\$86,000	\$88,000	\$88,000
Resident & Non- Resident Ambulance Fee	\$1,369,862	\$1,422,883	\$1,322,500	\$1,350,000	\$1,352,500
Milwaukee County Paramedic Aid	\$187,945	\$190,000	\$180,000	\$180,000	\$180,000
MMSD Tunnel Rescue Admin Fee	\$225,499	\$1,591	\$0	\$0	\$0
Police	\$76,540	\$67,061	\$60,000	\$60,000	\$60,000
Fire	\$16,442	\$16,308	\$19,000	\$19,000	\$44,000
Health	\$237,485	\$211,228	\$226,553	\$226,553	\$226,553
Village of West Milw.-Health Servs. Agrmnt.	\$64,272	\$65,028	\$62,460	\$62,460	\$62,460
Senior Center	\$6,283	\$5,777	\$6,700	\$6,700	\$6,700
Public Works Services	\$81,087	\$76,827	\$58,000	\$58,000	\$60,000
Public Works Equipment Earnings	\$233,797	\$369,346	\$230,000	\$230,000	\$230,000
City Engineer	\$10	\$10	\$0	\$0	\$0
Finance	\$138	\$0	\$0	\$100	\$0
Information Technology	\$5,428	\$5,428	\$4,500	\$4,500	\$4,500
Print Shop	\$76,254	\$68,283	\$70,000	\$70,000	\$70,000
City Attorney	\$22,425	\$17,672	\$50,000	\$30,000	\$25,000
CAO	\$102,015	\$108,364	\$95,000	\$95,000	\$95,000

City Clerk/Treasurer	\$2,467	\$2,599	\$2,600	\$2,600	\$2,600
<b>Total Charges For Services</b>	<b>\$3,078,383</b>	<b>\$3,033,111</b>	<b>\$2,586,013</b>	<b>\$2,598,660</b>	<b>\$2,645,613</b>

<b>Miscellaneous Revenue</b>					
Interest on Investment	\$835,323	\$673,576	\$500,000	\$600,000	\$600,000
Interest on Special Assessments	\$2,886	\$2,839	\$1,500	\$2,000	\$1,500
Rental of City Property	\$65,038	\$74,570	\$70,000	\$70,000	\$70,000
Green Market Rentals	\$98,509	\$114,229	\$100,000	\$100,000	\$100,000
Other Sales	\$97,957	\$111,302	\$100,000	\$100,000	\$100,000
Hospital Transaction	\$2,285,000	\$0	\$0	\$0	\$0
Annual Hospital Base Payment	\$300,000	\$300,000	\$300,000	\$300,000	\$300,000
Annual Hospital Supplemental Payment	\$50,000	\$50,000	\$50,000	\$50,000	\$50,000
<b>Total Miscellaneous Revenue</b>	<b>\$3,734,712</b>	<b>\$1,326,515</b>	<b>\$1,121,500</b>	<b>\$1,222,000</b>	<b>\$1,221,500</b>

<b>Transfers and Reserve Funds Applied</b>					
Beloit Rd Housing Incentive Payment	\$110,803	\$130,930	\$111,000	\$130,000	\$111,000
Tax Equivalent-Water Utility	\$642,915	\$719,032	\$360,000	\$360,000	\$700,000
Storm Water Administrative Support	\$250,000	\$250,000	\$300,000	\$300,000	\$300,000
Solid Waste Administrative Support	\$0	\$100,000	\$100,000	\$100,000	\$100,000
Sanitary Sewer Administrative Support	\$0	\$0	\$50,000	\$50,000	\$50,000
Cable Administrative Support	\$275,000	\$275,000	\$350,000	\$350,000	\$350,000
Internal Service Fund - Liability Insurance	\$68,320	\$86,280	\$86,280	\$92,506	\$97,181
Operating Transfers	\$77,972	\$0	\$0	\$0	\$0
General Fund Applied	\$0	\$0	\$625,000	\$625,000	\$600,000
Reserves Applied	\$0	\$0	\$625,000	\$625,000	\$300,000
<b>Total Reserve Funds Applied</b>	<b>\$1,425,047</b>	<b>\$1,561,242</b>	<b>\$2,877,280</b>	<b>\$2,902,506</b>	<b>\$2,608,181</b>

<b>Total General Fund Revenue</b>	<b>\$56,987,938</b>	<b>\$55,703,623</b>	<b>\$55,604,797</b>	<b>\$55,781,339</b>	<b>\$56,147,947</b>
-----------------------------------	---------------------	---------------------	---------------------	---------------------	---------------------

<b>Special Revenue Funds</b>					
Office of Cable Communications Revenues	\$671,821	\$715,482	\$600,000	\$600,000	\$600,000
Community Development Block Grant Program	\$1,361,692	\$1,865,729	\$1,269,194	\$1,269,194	\$1,294,255
Housing Assistance Programs	\$3,197,823	\$2,902,420	\$2,976,314	\$2,976,314	\$3,810,651
Federal & State Health Grants	\$471,658	\$484,120	\$401,320	\$486,869	\$455,615
Police & Fire Grants & Info. Tech. Jnt Vnt. & MMSD	\$2,429,213	\$2,137,623	\$2,061,127	\$2,098,703	\$1,964,323
FIRE First Ring Industrial Rdvlpmnt Enterprise	\$1,029,938	\$1,439,832	\$300,000	\$470,000	\$300,000
<b>Total Special Revenue Funds</b>	<b>\$9,162,145</b>	<b>\$9,545,206</b>	<b>\$7,607,955</b>	<b>\$7,901,080</b>	<b>\$8,424,844</b>

<b>Capital Projects Fund</b>					
Capital Projects	\$4,061,997	\$3,780,440	\$4,083,000	\$4,083,000	\$4,124,000
TIF Projects	\$1,795,076	\$309,509	\$4,800,000	\$1,005,000	\$4,800,000
<b>Total Capital Projects Fund</b>	<b>\$5,857,073</b>	<b>\$4,089,949</b>	<b>\$8,883,000</b>	<b>\$5,088,000</b>	<b>\$8,924,000</b>

<b>Debt Service Revenues</b>					
Real Estate & Personal Property	\$3,760,000	\$3,380,000	\$3,450,000	\$3,450,000	\$3,773,100
Hospital & TIF Financing Sources & Refunding	\$28,773,674	\$4,882,623	\$4,647,256	\$4,547,256	\$4,504,985
<b>Total Debt Service</b>	<b>\$32,533,674</b>	<b>\$8,262,623</b>	<b>\$8,097,256</b>	<b>\$7,997,256</b>	<b>\$8,278,085</b>

<b>Enterprise Funds</b>					
Parking System	\$57,882	\$63,296	\$62,380	\$62,907	\$63,380
Beloit Rd Public Housing	\$386,743	\$5,570,366	\$406,639	\$359,084	\$376,916
Storm Sewer Program	\$3,690,162	\$3,612,251	\$3,921,858	\$3,944,579	\$3,919,321
Water Utility	\$7,163,851	\$7,388,709	\$7,368,453	\$7,561,545	\$7,543,538
Sanitary Sewer Utility	\$6,204,678	\$7,013,666	\$7,317,212	\$7,154,386	\$7,244,620
Solid Waste Fund	\$1,785,258	\$2,001,840	\$2,352,475	\$2,393,244	\$2,393,245
<b>Total Enterprise Funds</b>	<b>\$19,288,574</b>	<b>\$25,650,128</b>	<b>\$21,429,017</b>	<b>\$21,475,745</b>	<b>\$21,541,020</b>

<b>Internal Service Fund</b>					
Employee Health Insurance Revenues	\$16,855,249	\$17,744,282	\$15,832,000	\$16,477,378	\$15,332,000
Liability Insurance Pool Revenues	\$67,928	\$86,280	\$92,510	\$92,506	\$97,181
<b>Total Internal Service Revenues</b>	<b>\$16,923,177</b>	<b>\$17,830,562</b>	<b>\$15,924,510</b>	<b>\$16,569,884</b>	<b>\$15,429,181</b>

<b>TOTAL ALL CITY REVENUE</b>	<b>\$140,752,581</b>	<b>\$121,082,091</b>	<b>\$117,546,535</b>	<b>\$114,813,304</b>	<b>\$118,745,077</b>
-------------------------------	----------------------	----------------------	----------------------	----------------------	----------------------



AFFIDAVIT OF PUBLICATION

0004113006

WEST ALLIS CITY OF-LEGALS  
CLERK/TREASURER'S OFFICE  
7525 W GREENFIELD AVE  
JANEL LEMANSKE  
West Allis, WI 53214


Patti Guerrero hereby states that she is authorized by Journal Communications Inc. to certify on behalf of Journal Community Publishing Group, publisher of Community Newspapers, public newspapers of general circulation, printed and published in city and county of Milwaukee; was published in the My Community Now- Midwest on 10/18/2012; that said printed copy was taken from said printed newspaper(s).

  
Patti Guerrero

State of Wisconsin


County of Milwaukee

Subscribed and sworn before me this 18 day of Oct, 2012.

  
\_\_\_\_\_

Notary Public State of Wisconsin

My Commission Expires 1-25-15





CITY OF WEST ALLIS Comparison of 2013 Expenditures With 2012 Budgeted Expenditures & 2012 Adjusted Expenditures								
DEPARTMENT OR ACTIVITY	2013 Expenditures	% of Total Expend.	2012 Budgeted Expenditures	Increase or Decrease \$ Amount	%	2012 Adjusted Expenditures	Increase or Decrease \$ Amount	%
<b>POLICY MAKING</b>								
Common Council (elected)	99,440	0.18%	\$99,440	\$0	0.00%	\$99,440	\$0	0.00%
Mayor (elected)	80,396	0.14%	\$80,396	0	0.00%	\$80,896	(\$500)	-0.62%
<b>TOTAL POLICY MAKING</b>	<b>\$179,836</b>	<b>0.32%</b>	<b>\$179,836</b>	<b>\$0</b>	<b>0.00%</b>	<b>\$180,336</b>	<b>(\$500)</b>	<b>-0.28%</b>
<b>LEGAL, JUDICIAL, VALUATION</b>								
City Attorney (elected)	455,333	0.81%	\$483,133	(\$27,800)	-5.75%	\$483,133	(\$27,800)	-5.75%
Municipal Court (elected)	303,806	0.54%	\$293,806	10,000	3.40%	\$293,806	10,000	3.40%
City Assessor	351,787	0.63%	\$350,187	1,600	0.46%	\$365,387	(13,600)	-3.72%
<b>TOTAL LEGAL, JUDICIAL, VALUATION</b>	<b>\$1,110,926</b>	<b>1.98%</b>	<b>\$1,127,126</b>	<b>(\$16,200)</b>	<b>-1.44%</b>	<b>\$1,142,326</b>	<b>(\$31,400)</b>	<b>-2.75%</b>
<b>ADMINISTRATION</b>								
City Administrative Office	148,448	0.26%	\$148,463	(15)	-0.01%	148,463	(15)	-0.01%
Information Technology	769,602	1.37%	\$770,536	(934)	-0.12%	807,536	(37,934)	-4.70%
Purchasing/Central Services	541,113	0.96%	\$505,796	35,317	6.98%	525,296	15,817	3.01%
Human Resources	316,188	0.56%	\$316,009	179	0.06%	325,509	(9,321)	-2.86%
Finance	328,585	0.59%	\$328,585	0	0.00%	331,085	(2,500)	-0.76%
City Clerk/Treasurer	443,066	0.79%	\$440,651	2,415	0.55%	481,901	(38,835)	-8.06%
<b>TOTAL ADMINISTRATION</b>	<b>\$2,547,002</b>	<b>4.54%</b>	<b>\$2,510,040</b>	<b>\$36,962</b>	<b>1.47%</b>	<b>\$2,619,790</b>	<b>(\$34,839)</b>	<b>-1.33%</b>
<b>HEALTH, SAFETY, CULTURE</b>								
Police & Fire Commission	19,500	0.03%	\$14,900	\$4,600	30.87%	\$14,900	\$4,600	30.87%
Police Department	11,602,037	20.66%	\$11,612,647	(10,610)	-0.09%	\$11,615,647	(13,610)	-0.12%
Fire Department	8,496,896	15.13%	\$8,415,672	81,224	0.97%	\$8,476,058	20,838	0.25%
Planning (Development)	219,258	0.39%	\$209,350	9,908	4.73%	\$209,350	9,908	4.73%
Bldg Inspection & Zoning & Neighborhood Services	780,710	1.39%	\$758,065	22,645	2.99%	\$764,065	16,645	2.18%
Health Department	1,520,220	2.71%	\$1,520,243	(23)	0.00%	\$1,558,461	(38,241)	-2.45%
Senior Center	171,786	0.31%	\$171,786	0	0.00%	\$171,786	0	0.00%
Public Library	1,824,006	3.25%	\$1,818,524	5,482	0.30%	\$1,839,524	(15,518)	-0.84%
<b>TOTAL HEALTH, SAFETY, CULTURE</b>	<b>\$24,634,413</b>	<b>43.87%</b>	<b>\$24,521,187</b>	<b>\$113,226</b>	<b>0.46%</b>	<b>\$24,649,791</b>	<b>(\$15,378)</b>	<b>-0.06%</b>
<b>PUBLIC WORKS, ENGINEERING</b>								
Public Works	7,881,665	14.04%	\$7,668,449	\$213,216	2.78%	\$7,670,949	\$210,716	2.75%
Engineering	935,096	1.67%	\$886,600	48,496	5.47%	\$899,600	35,496	3.95%
<b>TOTAL PUBLIC WORKS, ENGINEERING</b>	<b>\$8,816,761</b>	<b>15.70%</b>	<b>\$8,555,049</b>	<b>\$261,712</b>	<b>3.06%</b>	<b>\$8,570,549</b>	<b>\$246,212</b>	<b>2.87%</b>

CITY OF WEST ALLIS Comparison of 2013 Expenditures With 2012 Budgeted Expenditures & 2012 Adjusted Expenditures								
DEPARTMENT OR ACTIVITY	2013 Expenditures	% of Total Expend.	2012 Budgeted Expenditures	Increase or Decrease \$ Amount	%	2012 Adjusted Expenditures	Increase or Decrease \$ Amount	%
<b>GENERAL EXPENSE</b>								
Promos and Celebrations	118,925	0.21%	\$92,925	26,000	27.98%	92,925	26,000	27.98%
Employee Fringe Benefits	16,784,750	29.89%	\$16,932,750	(148,000)	-0.87%	16,932,750	(148,000)	-0.87%
General Expenses	1,955,334	3.48%	\$1,685,884	269,450	15.98%	1,713,384	241,950	14.12%
<b>TOTAL GENERAL EXPENSE</b>	<b>\$18,859,009</b>	<b>33.59%</b>	<b>\$18,711,559</b>	<b>\$147,450</b>	<b>0.79%</b>	<b>\$18,739,059</b>	<b>\$119,950</b>	<b>0.64%</b>
<b>TOTAL GENERAL FUND EXPENDITURES</b>	<b>\$56,147,947</b>	<b>100.00%</b>	<b>\$55,604,797</b>	<b>\$543,150</b>	<b>0.98%</b>	<b>\$55,901,851</b>	<b>\$284,045</b>	<b>0.51%</b>
<b>SPECIAL REVENUE FUNDS EXPENDITURES</b>								
Office of Cable Communications	728,018	8.61%	715,057	12,961	1.81%	715,057	12,961	1.81%
Community Development Programs	1,294,255	15.31%	1,269,194	25,061	1.97%	1,269,194	25,061	1.97%
Housing Assistance Programs	3,810,651	45.08%	2,976,314	834,337	28.03%	2,976,314	834,337	28.03%
Federal & State Health Grants	455,615	5.39%	401,320	54,295	13.53%	486,869	(31,254)	-6.42%
Police & Fire Grants & Info. Tech. Jnt Vnt. & MMSD	1,964,323	23.24%	2,061,127	(96,804)	-4.70%	2,060,688	(96,365)	-4.68%
FIRE First Ring Industrial Rdvlpmnt Enterprise	200,000	2.37%	200,000	0	0.00%	200,000	0	0.00%
<b>TOTAL SPECIAL REVENUE FUND EXPENDITURES</b>	<b>\$8,452,862</b>	<b>100.00%</b>	<b>\$7,623,012</b>	<b>\$829,850</b>	<b>10.89%</b>	<b>\$7,708,122</b>	<b>\$744,740</b>	<b>9.66%</b>
<b>CAPITAL PROJECTS FUND</b>								
Capital Improvements	\$4,124,000	39.60%	\$4,083,000	\$41,000	1.00%	4,083,000	\$41,000	1.00%
TIF Improvements	6,289,507	60.40%	6,063,794	225,713	3.72%	6,063,794	225,713	3.72%
<b>TOTAL CAPITAL PROJECT FUNDS EXPENDITURES</b>	<b>\$10,413,507</b>	<b>100.00%</b>	<b>\$10,146,794</b>	<b>\$266,713</b>	<b>2.63%</b>	<b>\$10,146,794</b>	<b>\$266,713</b>	<b>2.63%</b>
<b>DEBT SERVICE FUNDS</b>								
General Debt Service Expenditures	\$3,932,076	46.99%	\$3,609,460	\$322,616	8.94%	3,609,460	\$322,616	8.94%
Hospital & TIF Debt Service Expenditures	4,436,009	53.01%	4,576,646	(\$140,637)	-3.07%	4,576,646	(\$140,637)	-3.07%
<b>TOTAL DEBT SERVICE FUNDS EXPENDITURES</b>	<b>\$8,368,085</b>	<b>100.00%</b>	<b>\$8,186,106</b>	<b>\$181,979</b>	<b>2.22%</b>	<b>\$8,186,106</b>	<b>\$181,979</b>	<b>2.22%</b>
<b>ENTERPRISE FUND EXPENDITURES</b>								
Parking System	64,787	0.33%	\$61,325	\$3,462	5.65%	61,325	\$3,462	5.65%
Beloit Rd Public Housing	265,916	1.38%	441,526	(175,610)	-39.77%	441,526	(175,610)	-39.77%
Storm Sewer Program	2,810,890	14.49%	2,621,478	189,412	7.23%	2,621,478	189,412	7.23%
Water Utility	7,424,038	38.28%	7,061,797	362,241	5.13%	7,061,797	362,241	5.13%
Sanitary Utility	6,553,286	33.79%	6,544,535	8,751	0.13%	6,544,535	8,751	0.13%
Solid Waste Fund	2,275,165	11.73%	2,305,900	(30,735)	-1.33%	2,305,900	(30,735)	-1.33%
<b>TOTAL ENTERPRISE FUNDS EXPENDITURES</b>	<b>\$19,394,082</b>	<b>100.00%</b>	<b>\$19,036,561</b>	<b>\$357,521</b>	<b>1.88%</b>	<b>\$19,036,561</b>	<b>\$357,521</b>	<b>1.88%</b>
<b>INTERNAL SERVICE FUND</b>								
Employee Health Insurance Fund	16,736,200	104.13%	17,529,000	(\$792,800)	-4.52%	17,529,000	\$0	0.00%
Liability Insurance Pool Expenditures	97,181	0.55%	92,510	\$4,671	5.05%	92,510	\$0	0.00%
<b>TOTAL INTERNAL SERVICE FUND EXPENDITURES</b>	<b>\$16,833,381</b>	<b>104.13%</b>	<b>\$17,621,510</b>	<b>(\$788,129)</b>	<b>-4.47%</b>	<b>\$17,621,510</b>	<b>\$0</b>	<b>0.00%</b>




AFFIDAVIT OF PUBLICATION

0004113009

WEST ALLIS CITY OF-LEGALS  
CLERK/TREASURER'S OFFICE  
7525 W GREENFIELD AVE  
JANEL LEMANSKE  
West Allis, WI 53214

Patti Guerrero hereby states that she is authorized by Journal Communications Inc. to certify on behalf of Journal Community Publishing Group, publisher of Community Newspapers, public newspapers of general circulation, printed and published in city and county of Milwaukee; was published in the My Community Now- Midwest on 10/18/2012; that said printed copy was taken from said printed newspaper(s).

  
Patti Guerrero

State of Wisconsin


County of Milwaukee

Subscribed and sworn before me this 18 day of Oct, 2012.

  
\_\_\_\_\_

Notary Public State of Wisconsin

My Commission Expires 1-25-15





City of West Allis Comparison of Prior Years Expense With 2013 Expenditures							
DEPARTMENT OR ACTIVITY	2010 Actual	2011 Actual	2012 Estimated Expenditures	2013 Expenditure Requests	Mayoral Additions/ Deletions	2013 Mayoral Expenditures	2013 Expenditures
<b>POLICY MAKING</b>							
Common Council (elected)	\$271,440	\$272,750	\$99,440	99,440	\$0	\$99,440	\$99,440
Mayor (elected)	\$122,089	\$125,170	\$80,896	80,396	0	80,396	80,396
<b>TOTAL POLICY MAKING</b>	<b>\$393,528</b>	<b>\$397,920</b>	<b>\$180,336</b>	<b>\$179,836</b>	<b>\$0</b>	<b>\$179,836</b>	<b>\$179,836</b>
<b>LEGAL, JUDICIAL, VALUATION</b>							
City Attorney (elected)	\$667,661	\$662,378	\$483,133	483,133	(\$27,800)	\$455,333	\$455,333
Municipal Court (elected)	\$429,923	\$418,761	\$293,806	303,806	0	303,806	\$303,806
City Assessor	\$535,389	\$523,774	\$365,387	351,787	0	351,787	\$351,787
<b>TOTAL LEGAL, JUDICIAL, VALUATION</b>	<b>\$1,632,974</b>	<b>\$1,604,913</b>	<b>\$1,142,326</b>	<b>\$1,138,726</b>	<b>(\$27,800)</b>	<b>\$1,110,926</b>	<b>\$1,110,926</b>
<b>ADMINISTRATION</b>							
City Administrative Office	\$208,067	\$205,041	\$148,463	148,448	\$0	\$148,448	\$148,448
Information Technology	\$944,755	\$939,810	\$807,536	769,602	0	769,602	\$769,602
Purchasing/Central Services	\$653,490	\$996,618	\$525,296	544,113	(3,000)	541,113	\$541,113
Human Resources	\$445,927	\$422,838	\$325,509	316,188	0	316,188	\$316,188
Finance	\$483,777	\$450,647	\$331,085	328,585	0	328,585	\$328,585
City Clerk/Treasurer	\$582,653	\$549,788	\$481,901	443,066	0	443,066	\$443,066
<b>TOTAL ADMINISTRATION</b>	<b>\$3,318,669</b>	<b>\$3,564,740</b>	<b>\$2,619,790</b>	<b>\$2,550,002</b>	<b>(\$3,000)</b>	<b>\$2,547,002</b>	<b>\$2,547,002</b>
<b>HEALTH, SAFETY, CULTURE</b>							
Police & Fire Commission	\$5,528	\$32,821	\$14,900	19,500	\$0	\$19,500	\$19,500
Police Department	\$17,077,538	\$17,439,835	\$11,615,647	11,637,437	(35,400)	11,602,037	\$11,602,037
Fire Department	\$12,823,676	\$12,568,211	\$8,476,058	8,501,896	(5,000)	8,496,896	\$8,496,896
Planning (Development)	\$290,657	\$214,054	\$209,350	209,258	10,000	219,258	\$219,258
Bldg Inspection & Zoning & Neighborhood Services	\$1,158,175	\$1,161,282	\$764,065	745,710	35,000	780,710	\$780,710
Health Department	\$2,073,582	\$2,045,684	\$1,558,461	1,520,220	0	1,520,220	\$1,520,220
Senior Center	\$218,052	\$195,927	\$171,786	171,786	0	171,786	\$171,786
Public Library	\$2,127,286	\$2,166,594	\$1,839,524	1,819,006	5,000	1,824,006	\$1,824,006
<b>TOTAL HEALTH, SAFETY, CULTURE</b>	<b>\$35,774,494</b>	<b>\$35,824,408</b>	<b>\$24,649,791</b>	<b>\$24,624,813</b>	<b>\$9,600</b>	<b>\$24,634,413</b>	<b>\$24,634,413</b>
<b>PUBLIC WORKS, ENGINEERING</b>							
Public Works	\$9,803,846	\$9,956,768	\$7,670,949	8,449,315	(\$567,650)	\$7,881,665	\$7,881,665
Engineering	\$1,169,248	\$1,207,751	\$899,600	885,596	49,500	935,096	\$935,096
<b>TOTAL PUBLIC WORKS, ENGINEERING</b>	<b>\$10,973,093</b>	<b>\$11,164,518</b>	<b>\$8,570,549</b>	<b>\$9,334,911</b>	<b>(\$518,150)</b>	<b>\$8,816,761</b>	<b>\$8,816,761</b>

City of West Allis Comparison of Prior Years Expense With 2013 Expenditures							
DEPARTMENT OR ACTIVITY	2010 Actual	2011 Actual	2012 Estimated Expenditures	2013 Expenditure Requests	Mayoral Additions/ Deletions	2013 Mayoral Expenditures	2013 Expenditures
<b>GENERAL EXPENSE</b>							
Promos and Celebrations	\$85,101	\$83,956	\$92,925	93,925	25,000	118,925	\$118,925
Employee Fringe Benefits	\$326,782	\$552,288	\$16,932,750	16,784,750	0	16,784,750	\$16,784,750
General Expenses	\$2,801,489	\$924,499	\$1,713,384	1,955,334	0	1,955,334	\$1,955,334
<b>TOTAL GENERAL EXPENSE</b>	<b>\$3,213,372</b>	<b>\$1,560,743</b>	<b>\$18,739,059</b>	<b>\$18,834,009</b>	<b>\$25,000</b>	<b>\$18,859,009</b>	<b>\$18,859,009</b>
<b>TOTAL GENERAL FUND EXPENDITURES</b>	<b>\$55,306,131</b>	<b>\$54,117,243</b>	<b>\$55,901,851</b>	<b>\$56,662,297</b>	<b>(\$514,350)</b>	<b>\$56,147,947</b>	<b>\$56,147,947</b>
<b>SPECIAL REVENUE FUNDS EXPENDITURES</b>							
Office of Cable Communications	637,989	656,205	715,057	728,018	0	728,018	728,018
Community Development Programs	1,361,698	1,865,729	1,269,194	1,294,255	0	1,294,255	1,294,255
Housing Assistance Programs	2,791,901	3,992,983	2,976,314	3,810,651	0	3,810,651	3,810,651
Federal & State Health Grants	471,658	484,120	486,869	455,615	0	455,615	455,615
Police & Fire Grants & Info. Tech. Jnt Vnt. & MMSD	2,544,715	2,097,053	2,098,241	1,964,323	0	1,964,323	1,964,323
FIRE First Ring Industrial Rd/vlpmnt Enterprise	531,278	253,044	150,000	200,000	0	200,000	200,000
<b>TOTAL SPECIAL REVENUE FUND EXPENDITURES</b>	<b>\$8,339,239</b>	<b>\$9,349,134</b>	<b>\$7,695,675</b>	<b>\$8,452,862</b>	<b>\$0</b>	<b>\$8,452,862</b>	<b>\$8,452,862</b>
<b>CAPITAL PROJECTS FUND EXPENDITURES</b>							
Capital Improvements	\$4,256,495	\$4,726,863	\$4,083,000	\$4,124,000	\$0	\$4,124,000	\$4,124,000
TIF Improvements	2,594,375	401,777	735,044	\$6,289,507	0	6,289,507	6,289,507
<b>TOTAL CAPITAL PROJECTS FUNDS EXPENDITURE</b>	<b>\$6,850,870</b>	<b>\$5,128,640</b>	<b>\$4,818,044</b>	<b>\$10,413,507</b>	<b>\$0</b>	<b>\$10,413,507</b>	<b>\$10,413,507</b>
<b>DEBT</b>							
General Debt Service Expenditures	\$11,607,196	\$3,645,421	\$3,556,610	\$3,932,076	\$0	\$3,932,076	\$3,932,076
Hospital & TIF Debt Service Expenditures	21,087,322	4,776,730	4,476,646	\$4,436,009	0	\$4,436,009	\$4,436,009
<b>TOTAL DEBT SERVICE FUND EXPENDITURES</b>	<b>\$32,694,518</b>	<b>\$8,422,151</b>	<b>\$8,033,256</b>	<b>\$8,368,085</b>	<b>\$0</b>	<b>\$8,368,085</b>	<b>\$8,368,085</b>
<b>ENTERPRISE FUNDS EXPENDITURES</b>							
Parking System	\$42,601	\$64,651	\$60,351	\$64,787	\$0	\$64,787	\$64,787
Beloit Rd Public Housing	446,679	526,808	307,696	\$265,916	0	265,916	\$265,916
Storm Water Program	2,474,013	2,504,241	2,598,400	\$2,810,890	0	2,810,890	\$2,810,890
Water Utility	6,743,384	6,883,372	6,965,509	\$7,424,038	0	7,424,038	\$7,424,038
Sanitary Sewer Utility	5,718,293	5,923,925	6,222,100	\$6,553,286	0	6,553,286	\$6,553,286
Solid Waste Fund	1,681,268	1,735,882	1,931,033	\$2,275,165	0	2,275,165	\$2,275,165
<b>TOTAL ENTERPRISE FUNDS EXPENDITURES</b>	<b>\$17,106,238</b>	<b>\$17,638,879</b>	<b>\$18,085,089</b>	<b>\$19,394,082</b>	<b>\$0</b>	<b>\$19,394,082</b>	<b>\$19,394,082</b>
<b>INTERNAL SERVICE FUND</b>							
Employee Health Insurance Fund	\$16,185,901	\$17,367,868	\$16,809,000	\$16,736,200	\$0	\$16,736,200	\$16,736,200
Liability Insurance Pool Expenditures	\$68,320	\$86,280	\$92,506	\$97,184	\$0	\$97,184	\$97,184




AFFIDAVIT OF PUBLICATION

0004112032


WEST ALLIS CITY OF-LEGALS  
CLERK/TREASURER'S OFFICE  
7525 W GREENFIELD AVE  
JANEL LEMANSKE  
West Allis, WI 53214

Patti Guerrero hereby states that she is authorized by Journal Communications Inc. to certify on behalf of Journal Community Publishing Group, publisher of Community Newspapers, public newspapers of general circulation, printed and published in city and county of Milwaukee; was published in the My Community Now- Midwest on 10/18/2012; that said printed copy was taken from said printed newspaper(s).

  
\_\_\_\_\_  
Patti Guerrero

State of Wisconsin  
County of Milwaukee

Subscribed and sworn before me this 18 day of Oct, 2012.

  
\_\_\_\_\_

Notary Public State of Wisconsin  
My Commission Expires 1-25-15





**NOTICE OF PUBLIC HEARING**  
**CITY OF WEST ALLIS**  
**PROPOSED 2013 CITY BUDGET**  
DATE: NOVEMBER 5, 2012  
7:00 P.M.  
(or as soon thereafter as possible)  
PLACE: CITY HALL COUNCIL  
CHAMBERS  
7525 WEST GREENFIELD AVENUE,  
WEST ALLIS, WISCONSIN  
On November 5, 2012, the Common Council of the City of West Allis will meet at the City Hall, 7525 West Greenfield Avenue, for the purpose of hearing any citizen or taxpayer on "no later than 7:00 P.M. on September 10, 2012."  
Motion by Walsh, seconded by Cich, to approve the School Board Budget Hearing minutes from September 10, 2012.  
B. School Board Budget Hearing - September 10, 2012




AFFIDAVIT OF PUBLICATION

0004113016

WEST ALLIS CITY OF-LEGALS  
CLERK/TREASURER'S OFFICE  
7525 W GREENFIELD AVE  
JANEL LEMANSKE  
West Allis, WI 53214

Patti Guerrero hereby states that she is authorized by Journal Communications Inc. to certify on behalf of Journal Community Publishing Group, publisher of Community Newspapers, public newspapers of general circulation, printed and published in city and county of Milwaukee; was published in the My Community Now- Midwest on 10/18/2012; that said printed copy was taken from said printed newspaper(s).

  
Patti Guerrero

State of Wisconsin


County of Milwaukee

Subscribed and sworn before me this 18 day of Oct, 2012.



Notary Public State of Wisconsin

My Commission Expires 1-25-15





CITY OF WEST ALLIS Schedule of General Obligation Indebtedness For the Year Ending December 31, 2013								
Year	Issue	Average Coupon	Final Maturity	Original Issue	Outstanding 1/1/2013	To Be Issued In 2013	To Be Retired In 2013	Outstanding 12/31/2013
1995	Milwaukee County	1.78%	1/1/35	\$400,000	\$400,000	-	\$0	\$400,000
2002G	Gen. Oblig. Refunding Bonds Hosp.	3.43%	10/1/13	4,380,000	490,000	-	490,000	0
2004C	Gen. Oblig. Bonds	2.51%	4/1/16	625,000	180,000	-	90,000	90,000
2004E	Gen. Oblig. Bonds	3.04%	4/1/20	3,780,000	1,260,000	-	315,000	945,000
2004F	Gen. Oblig. Bonds	4.18%	4/1/16	4,425,000	2,185,000	-	550,000	1,635,000
2005A	Gen. Oblig. Bonds	3.65%	4/1/20	5,040,000	2,195,000	-	410,000	1,785,000
2006A	Gen. Oblig. Bonds	4.04%	4/1/21	4,940,000	2,570,000	-	395,000	2,175,000
2006B	Gen. Oblig. Refunding Bonds	4.00%	4/1/21	3,695,000	2,580,000	-	305,000	2,275,000
2006LR1	Taxable Land Recycling \$1,647,200	1.00%	11/22/26	144,426	101,099	-	7,221	93,878
2007A	Gen. Oblig. Bonds	4.00%	4/1/22	4,955,000	2,870,000	-	415,000	2,455,000
2007LR1	Taxable Land Recycling \$1,647,200	0.50%	2028	507,716	374,106	-	26,722	347,384
2008A	Gen. Oblig. Bonds	3.82%	7/15/23	6,600,000	4,420,000	-	545,000	3,875,000
2008LR1	Taxable Land Recycling \$1,647,200	0.50%	11/22/26	345,902	254,875	-	18,205	236,670
2008LR2	Taxable Land Recycling \$1,647,200	0.50%	11/22/26	353,377	274,850	-	19,632	255,218
2008LR3	Taxable Land Recycling \$1,647,200	0.50%	11/22/26	50,697	39,431	-	2,816	36,615
2009A	Gen. Oblig. Notes	3.64%	4/1/19	6,885,000	5,195,000	-	740,000	4,455,000
2009B	Gen. Oblig. Bonds	3.92%	4/1/24	2,945,000	2,375,000	-	190,000	2,185,000
2009C	Taxable Corporate Purpose Bonds	5.71%	4/1/24	7,105,000	7,105,000	-	0	7,105,000
2009D	State Trust Fund - TIF #7	4.50%	3/15/19	706,961	146,723	-	18,298	128,425
2010A	Taxable Refunding	4.49%	4/1/29	17,605,000	16,615,000	-	660,000	15,955,000
2010B	G.O. Rfnd Bonds	3.16%	4/1/30	2,445,000	1,580,000	-	305,000	1,275,000
2010C	Taxable Go (Build America Bonds - Direct)	4.47%	4/1/30	6,975,000	6,040,000	-	480,000	5,560,000
2010D	State Trust Fund - TIF #10	3.50%	3/15/14	250,000	130,027	-	63,895	66,132
2010F	State Trust Fund - Sanitary Sewer	4.25%	3/15/20	188,018	154,509	-	16,622	137,887
2010G	Clean Water Funds (estimate)	2.40%	5/15/30	2,005,496	1,489,218	-	67,120	1,422,098
2011A	Gen. Oblig. Notes	2.90%	4/1/26	5,635,000	5,165,000	-	470,000	4,695,000
2012A	Taxable Refunding & GO Bonds	2.99%	4/1/29	6,015,000	6,015,000	-	470,000	5,545,000
2012B	Gen. Oblig. Bonds	2.16%	4/1/27	6,205,000	6,205,000	-	540,000	5,665,000
2013	Gen. Oblig. Bonds					6,181,000	0	6,181,000
	Gen. Oblig. Bonds - TIF					4,800,000	0	4,800,000
				<b>\$105,207,593</b>	<b>\$78,409,838</b>	<b>\$10,981,000</b>	<b>\$7,610,531</b>	<b>\$81,780,307</b>
General City Purpose:								
	Regular			\$26,155,000	\$15,785,000	\$2,681,000	\$2,745,000	\$15,721,000
	Pension Bonds			6,865,000	6,320,000	0	380,000	5,940,000
	Total General City Purpose			\$33,020,000	\$22,105,000	\$2,681,000	\$3,125,000	\$21,661,000
TIF:								
T	TIF #2 VETS PARK			\$300,000	\$300,000	\$0	\$150,000	\$150,000
T	TIF #3 QUAD			0	0	0	0	0
	TIF #5 6 Points			18,507,118	17,874,362	400,000	245,222	18,029,140
	TIF #6 Lime Pit			1,765,000	1,765,000	500,000	0	2,265,000
	TIF #7 Summit			9,856,961	6,641,723	0	1,063,298	5,578,425
	TIF #9 Pioneer			2,200,000	1,915,000	0	220,000	1,695,000
	TIF #10 Truck Terminal			1,740,000	1,620,026	0	118,895	1,501,131
	TIF #11 84th Street			1,005,000	1,005,000	2,500,000	45,000	3,460,000
	TIF #12 Teledyne			0	0	1,000,000	0	1,000,000
	TIF #13 Home Juice			0	0	400,000	0	400,000
	Total TIF			\$35,374,079	\$31,121,111	\$4,800,000	\$1,842,415	\$34,078,696
Utilities:								
	Sanitary Sewer			\$18,997,264	\$14,013,727	\$2,000,000	\$1,290,617	\$14,723,110
	Storm Water Utility			1,700,000	1,570,000	0	70,000	1,500,000
	Water Utility			11,486,250	8,710,000	1,500,000	792,500	9,417,500
	Total Utilities			\$32,183,514	\$24,293,727	\$3,500,000	\$2,153,117	\$25,640,610
	Hospital Promissory Notes & G.O. Bonds			\$4,630,000	\$890,000	\$0	\$490,000	\$400,000
	Total Debt			\$105,207,593	\$78,409,838	\$10,981,000	\$7,610,532	\$81,780,306

CITY OF WEST ALLIS  
STATEMENT OF DEBT LIMITATION MARGIN  
AS OF DECEMBER 31, 2012

GENERAL CITY	
Equalized Valuation of Taxable Property in City as of January 1, 2012	\$3,738,930,800
Ratio of Legal Debt Limit	5%
Legal Debt Limit	\$186,946,540

Present Debt	
General Obligation Bonds & Notes for City	(8.44% of Limit) \$15,785,000
General Obligation Bonds & Notes for Pension	(3.38% of Limit) 6,320,000
General Obligation Bonds for TIF's	(16.65% of Limit) \$31,121,111
General Obligation Bonds & Notes for Enterprise Funds	(13.00% of Limit) \$24,293,727
Total General Obligation Bonds & Notes for City Purposes	(41.47% of Limit) \$77,519,838
Promissory Notes & G.O. Bonds for Hospital	(0.48% of Limit) \$890,000
Total City Purposes & Hospital	41.95% of Limit \$78,409,838




AFFIDAVIT OF PUBLICATION

0004113015

WEST ALLIS CITY OF-LEGALS  
CLERK/TREASURER'S OFFICE  
7525 W GREENFIELD AVE  
JANEL LEMANSKE  
West Allis, WI 53214

Patti Guerrero hereby states that she is authorized by Journal Communications Inc. to certify on behalf of Journal Community Publishing Group, publisher of Community Newspapers, public newspapers of general circulation, printed and published in city and county of Milwaukee; was published in the My Community Now- Midwest on 10/18/2012; that said printed copy was taken from said printed newspaper(s).


  
\_\_\_\_\_  
Patti Guerrero

State of Wisconsin  
County of Milwaukee

Subscribed and sworn before me this 18 day of Oct, 2012.

  
\_\_\_\_\_

Notary Public State of Wisconsin  
My Commission Expires 1-25-15





**CITY OF WEST ALLIS**  
**Summary of Fund Balances**  
**Estimated 12/31/2012**

	Balance 1/1/2012	2012 Revenues (Expenses)	In	Transfers Out	Balance 12/31/2012	Resvs To Be Used As Rev. in 13 budget	Resvs Re tained for Apprtd./Re strctd.purp.	Unapprtd./ Unrestr. Balance 1/1/2012
<b>GENERAL FUND</b>								
Unrestricted Fund Balance	\$6,278,542	\$55,781,339			\$3,553,966			\$3,553,966
Assigned for Contingency Fund								
Assigned for Liability Insurance	\$1,200,000	\$0			\$1,200,000			
Assigned for Land & Bldg. Acquisition	\$820,863	\$0			\$1,000,000			
Assigned for Capital Projects related to public access, green initiatives & internal rehabs. Assigned for Public Works Capital Replacements such as boilers/carpel/roofs/chillers Assigned for Post Retirement Benefits Assigned for 27th Payroll Assigned for Workers' Comp. Ins Assigned for Gen'l Fund to be Applied to Reduce Tax Levy Assigned for Cap. Accum -General Assigned for Safety, Productivity/Oper. Improvnmts Assigned for Strategic Plan Implementation Assigned for Dental Insurance Assigned for Tax Refund	\$500,000	\$0			\$500,000			
	\$200,000	\$0			\$300,000			
	\$7,766,000	\$0			\$6,000,000			
	\$1,711,357	\$0			\$1,811,357			
	\$1,500,000	\$0			\$1,500,000			
	\$1,590,000	\$0			\$1,590,000			
	\$1,914,233	\$0			\$2,058,808			
	\$100,000	\$0			\$100,000			
	\$97,500	\$0			\$97,500			
	\$50,000	\$0			\$50,000			
	\$100,000	\$0			\$100,000			
Non-Spendable Fund Balance								
for Carry-overs committed change for Encumbrances committed change for Receivables	\$297,054	\$0			\$300,000			
	\$642,315	\$0			\$600,000			
	\$3,746,259	\$0			\$5,746,259			
for Inventory/Prepaid Items	\$1,208,155	\$0			\$1,208,155			
<b>Total for General Fund</b>	<b>\$32,404,327</b>	<b>\$279,488</b>	<b>\$9,684,558</b>	<b>\$0</b>	<b>\$32,683,815</b>	<b>\$300,000</b>	<b>\$25,862,079</b>	<b>\$6,521,736</b>
<b>SPECIAL REVENUE FUND</b>								
Restricted Fund Balances								
FIRE - First Ring Industrial Re-dvlpmt Enterprise	\$1,902,963	\$320,000	\$0		\$2,222,963			
Tierclak Endowment Fund	\$946,490	\$0	\$0		\$946,490			
Component Units	\$2,849,453	\$320,000	\$0		\$3,169,453			
Certificate & Voucher Programs, Fnd Bal. (CDA)	\$675,717	\$0	\$0		\$675,717			
Rental Rehab Fund Balance	\$432,709	\$0	\$0		\$432,709			
First Home Buyer	\$291,610	\$0	\$0		\$291,610			
Library Endowment	\$36,829	\$0	\$0		\$36,829			
WI Act 102 - & other EMS Grant Fund Balance	\$79,120	\$0	\$0		\$79,120			
Centennial Fund	\$0	\$0	\$0		\$0			
Miscellaneous Grants (Block/Health/Police)	\$42	\$0	\$0		\$42			
Special Revenue Non-Component Units	\$1,518,027	\$0	\$0		\$1,518,027			
<b>Committed Fund Balances</b>								
Information Technology Joint Venture	\$68,251	\$18,700	\$0		\$86,951			
Cable TV Fund Balance	\$793,928	(\$115,057)	\$0		\$678,871			
Special Revenue Non-Component Units	\$862,179	(\$96,357)	\$0		\$765,822			
Total Special Revenue Non-Component Units	\$2,380,206	(\$96,357)	\$0		\$2,283,849			
<b>Total for Special Revenue Fund</b>	<b>\$5,229,659</b>	<b>\$223,643</b>	<b>\$0</b>	<b>\$0</b>	<b>\$5,453,302</b>	<b>\$0</b>	<b>\$5,453,302</b>	<b>\$0</b>
<b>DEBT SERVICE FUND</b>								
Debt Service Reserve Fund	\$183,320	(\$36,000)	\$0		\$147,320			
<b>Total for Debt Service Fund</b>	<b>\$183,320</b>	<b>(\$36,000)</b>	<b>\$0</b>	<b>\$0</b>	<b>\$147,320</b>	<b>\$0</b>	<b>\$147,320</b>	<b>\$0</b>
<b>ENTERPRISE FUND - Retained Earnings</b>								
Water Utility	\$15,537,223	\$596,035	\$0		\$16,133,258			
Parking Utility	\$1,096,799	\$2,556	\$0		\$1,099,355			
Solid Waste Fund	\$1,529,517	\$462,211	\$0		\$1,991,728			
Storm Water Program	\$30,977,473	\$1,346,179	\$0		\$32,323,652			
Sanitary Sewer	\$13,207,390	\$932,286	\$0		\$14,139,676			
Bellet Rd. Public Housing	\$5,814,991	\$51,388	\$0		\$5,866,379			
<b>Total for Enterprise Fund</b>	<b>\$68,163,393</b>	<b>\$3,390,655</b>	<b>\$0</b>	<b>\$0</b>	<b>\$71,554,048</b>	<b>\$0</b>	<b>\$54,610,687</b>	<b>\$16,943,361</b>
<b>CAPITAL PROJECTS FUND</b>								
Project Fund - TIF's	\$1,399,297	(\$92,268)	\$0		\$1,307,029			
Project Fund - General	(\$1,115,358)	(\$946,424)	\$0		(\$2,061,782)			
<b>Total for Capital Projects Fund</b>	<b>\$283,939</b>	<b>(\$1,038,692)</b>	<b>\$0</b>	<b>\$0</b>	<b>(\$754,753)</b>	<b>\$0</b>	<b>(\$754,753)</b>	<b>\$0</b>
<b>INTERNAL SERVICE FUND</b>								
Health Insurance	\$7,643,221	(\$331,722)	\$0		\$7,311,499			
Internal Service Reserve - Liability Insurance	\$3,244,299	\$0	\$0		\$3,244,299			
<b>Total for Internal Service Fund</b>	<b>\$10,887,520</b>	<b>(\$331,722)</b>	<b>\$0</b>	<b>\$0</b>	<b>\$10,555,798</b>	<b>\$0</b>	<b>\$3,160,261</b>	<b>\$4,151,238</b>
<b>TOTAL OF ALL FUNDS</b>	<b>\$117,152,158</b>	<b>\$2,487,372</b>	<b>\$9,684,558</b>	<b>\$9,684,558</b>	<b>\$119,639,530</b>	<b>\$300,000</b>	<b>\$88,478,896</b>	<b>\$30,860,634</b>

WMAXLP 4112015-01



AFFIDAVIT OF PUBLICATION

0004113012


WEST ALLIS CITY OF-LEGALS  
CLERK/TREASURER'S OFFICE  
7525 W GREENFIELD AVE  
JANEL LEMANSKE  
West Allis, WI 53214

Patti Guerrero hereby states that she is authorized by Journal Communications Inc. to certify on behalf of Journal Community Publishing Group, publisher of Community Newspapers, public newspapers of general circulation, printed and published in city and county of Milwaukee; was published in the My Community Now- Midwest on 10/18/2012; that said printed copy was taken from said printed newspaper(s).

  
\_\_\_\_\_  
Patti Guerrero

State of Wisconsin  
County of Milwaukee

Subscribed and sworn before me this 18 day of Oct, 2012.

  
\_\_\_\_\_

Notary Public State of Wisconsin  
My Commission Expires 1-25-15





[illegible]

\* State Levy Limit legislation, which began in 2005, has treated Debt Fund expenditures differently than all other expenditures for purposes of calculating the levy limit. The ability to levy taxes sufficient to repay the City's debt obligations serves as a guarantee to bondholders and thereby reduces the risk of their investment. This allows the municipality to pay a lower interest rate when borrowing funds. In order to retain this guarantee, the legislation allowed debt expenditures to be excluded from the levy limit. All other expenditures fell under the levy limit.

For 2013, the levy limit legislation allows for the city to increase its tax levy by an amount equal to "net new construction" as determined by the State Department of Revenue, plus any amount necessary to pay for Debt Fund expenditures. The City's net new construction for the 2013 levy increase of \$30,993 (\$38,728,403 x .008 = \$30,993), plus any amount necessary to pay for Debt Fund expenditures. Total Debt fund expenditures are \$3,773,100. According to the levy limit legislation, the City could increase its tax levy by this full \$3.7 million and remain compliant with the legislation. For 2013, the City will use \$323,100 of this levy capacity for debt fund expenditures.

**CITY OF WEST ALLIS**  
**Summary of City of West Allis Tax Levies & Comparative**  
**Analysis of City of West Allis Tax Rates**  
**2010(2011), 2011(2012) Actual and 2012(2013) Levy**

### Comparative Tax Rates Per \$1,000 of Valuation

from state  
add 2%  
total  
debt change

WNAXLP 4113012-01