



CLAIMANT CONTACT INFORMATION

Name: Tristan Jeremiah Hoefler
Address: 1232 S 72nd St
West Allis, WI 53214

Phone: 262-720-2584
Email: tristanhoefler@gmail.com

INSTRUCTIONS

Complete this form, print and sign it, and serve a hard copy upon the West Allis City Clerk. If you have questions about how to fill out this form, please contact a private attorney who can assist you.

NOTICE OF CLAIM

Date of incident: 5/27/2021 Time of day: 1:00 PM
Location: 1232 S 72nd St West Allis Wisconsin 53214

Describe the circumstances of your claim here. You may attach additional sheets or exhibits. Some helpful information may be the police report, pictures of the incident or damage, a diagram of the location, a list of injuries, a list of property damage, names and contact information for witnesses to the incident, and any other information relevant to the circumstances.

Police Report #: 21-017084
A tree owned by the city of West Allis fell on my house causing extensive damage that has yet to be fixed. Due to the age of the home contractors wont be able to match the siding damaged so quotes have been sent to me estimating the repair cost of all the damaged caused by the city.

Check one:

- I am seeking damages at this time (complete Claim Amount section below)
- I am submitting this notice without a claim for damages. This claim is not complete and will not be processed until I submit a claim for damages on a later date.

Signed: Tristan Hoefler

Date: 7/6/21

CLAIM AMOUNT

To complete this claim, attach an itemized statement of damages sought. If any damages are for repair to property, include at least 2 estimates for repairs.

The total amount sought is: \$ 31,597

SAVE

PRINT

WEST ALLIS ATTORNEY
8 JUL '21 PM4:06

INVOICE

Semper Fi Roofing and Exteriors
S92 W27825 National Ave
Mukwonago, WI 53149
(262) 544-4885

Sales Representative
Ryan Boss
(414) 758-1889
ryan@semperfiroofing.net



Tristan Hoefler
Job #7523 - Tristan Hoefler
1232 S 72nd St
Milwaukee, WI 53214



Invoice #	602548
Date	6/7/2021
Amount Due	\$0.00
Due Date	Due on Receipt

Item	Description	Qty	Price	Amount
Roof Repair Service	Roof Repair deposit	1.00	\$100.00	\$100.00

Sub Total	\$100.00
Total	\$100.00
Payment 6/7/2021	\$100.00
Amount Paid	\$100.00
Balance Due	\$0.00

SPECIAL INSTRUCTIONS

Save a stamp and use the link below to pay via ACH directly out of your checking account or your Visa, Mastercard, Discover, and American Express debit or credit card. <https://app.autobooks.co/pay/semper-fi-roofing-inc>
Payments that are not received within 10 days of substantial completion will be subject to a service charge of 18% per month on all past due amounts as per the signed Labor & Materials Construction Agreement under our Terms & Conditions.

ESTIMATE

Semper Fi Roofing and Exteriors
 S92 W27825 National Ave
 Mukwonago, WI 53149
 (262) 544-4885

Sales Representative
 Ryan Boss
 (414) 758-1889
 ryan@semperfiroofing.net



Tristan Hoefler
Job #7523 - Tristan Hoefler
 1232 S 72nd St
 Milwaukee, WI 53214

Estimate # 566953
Date 6/9/2021

Item	Description
------	-------------


Roof

Tear off the existing rolled roofing and dispose of debris from the front porch. Install new fully adhered .060 EPDM rubber roof with new fiber board and flashed up the end wall under the vinyl siding and flashed into gutter using termination bar.



Siding

Remove the siding from the house and install new T/3" Silver grey vinyl siding. Install new white louvered shutters on the front of home.



Soffit / Fascia / Gutter

Remove the vinyl soffit material covering the porch opening and replace with new T/4" vinyl and matching j-channel. Remove the gutter, aluminum soffit and fascia, and sub fascia from the front porch eave and the sides and rear of the home. Install new sub fascia board approx 30'. Install new aluminum soffit and aluminum fascia custom bent from coil stock. Install new 5" k-style gutter and hook up to the existing downspout.



Window and door trim

Remove the existing trim on the porch windows and the gable siding windows. Custom bend new aluminum window trim in white coil stock. Apply final sealant.

Item	Description
------	-------------



Sub Total	\$31,597.00
Total	\$31,597.00

SPECIAL INSTRUCTIONS

All areas of front of home are scratched from the fallen tree and/or dented beyond repair. Holes exist in the vinyl soffit material.



Milwaukee Wisconsin
 Ridge Top Exteriors
 333 North 121st St
 Wauwatosa, WI 53226
 414-291-7663
 Phone: 414-291-7663
 Fax: 414-897-0416

07/01/2021

Company Representative
 Dave Homme
 Phone: (414) 477-3437
 dhomme@ridgetopexteriors.com

Tristan Hoefler
 1232 South 72nd Street
 West Allis, WI 53214 (262) 720-2584

Job: Tristan Hoefler

Siding Section

	Qty	Unit	Price
Remove existing vinyl siding	26.00	SQ	\$1,154.40
Disposal costs	26.00	SQ	\$1,443.00
Install 3/8" fanfold insulation - two square per bundle	13.00	EA	\$1,680.90
Install housewrap - nine square per roll	3.00	EA	\$1,509.15
Install Alside Coventry vinyl siding	26.00	SQ	\$14,531.92

.042" panel thickness, rolled-top nailing hem, 1/2" panel projection, 12' long panels

Includes all nails, j-channel, and utility trim

Must order in even-numbered quantities

Color:

Profile:

Install Alside Odyssey Plus premium vinyl siding	0.00	SQ	\$0.00
--	------	----	--------

.044" panel thickness, fully-rolled nailing hem, 1/2" panel projection, 12' long panels

Includes all nails, j-channel, and utility trim

Must order in even-numbered quantities

Color:

Profile:

Install Alside Charter Oaks reinforced premium vinyl siding	0.00	SQ	\$0.00
---	------	----	--------

.046" panel thickness, rolled-top nailing hem, 3/4" panel projection, 12' long panels, TriBeam System for superior rigidity

Includes all nails, j-channel, and utility trim

Must order in even-numbered quantities

Color:

Profile:

Install Alside Charter Oaks XL reinforced premium vinyl siding	0.00	SQ	\$0.00
.046" panel thickness, rolled-top nailing hem, 3/4" panel projection, 16'8" long panels for less seams, TriBeam System for superior rigidity			
Includes all nails, j-channel, and utility trim			
Must order in even-numbered quantities			
Color:			
Profile:			

Install Alside Ascend composite cladding system	0.00	SQ	\$0.00
7" flat face with cedar mill grain, insulated backing adds R-value of 2.0, stack lock installation			
Includes all nails, j-channel, and utility trim			
Color:			

\$20,319.37

Siding Section

	Qty	Unit	Price
Wrap windows and doors in aluminum trim - per window/door Color-	31.00	EA	\$5,766.00
Z Flashing above windows/doors	123.00	LF	\$682.65
Remove existing aluminum fascia	271.00	LF	\$211.38
Remove existing aluminum soffit	271.00	LF	\$601.62
Wrap fascia in aluminum trim coil - Color -	271.00	LF	\$2,346.86
Install aluminum soffit - 18" width - Color -	271.00	LF	\$4,723.53
			\$14,332.04

Roofing - Low Slope Section

	Qty	Unit	Price
EPDM Rubber .060 over 3sq	3.00	SQ	\$4,065.00
1/2" Celotex must use yellow glue 4x8 sheet, 3/sq	9.00	EA	\$216.00
1/2" Celotex must use yellow glue 4x8 sheet, 3/sq			
Tape Primer 1 gallon	1.00	EA	\$0.00
6" uncured cover tape, peel and stick 100'	1.00	EA	\$160.00
6" uncured cover tape, peel and stick 50'	1.00	EA	\$130.00
6" in seam tape 100'	1.00	EA	\$130.00
Term Bar 10'	10.00	EA	\$0.00
Drip edge 10' per piece Color-	8.00	EA	\$102.56
3" plates 100/box	1.00	EA	\$0.00
Screws 1-5/8" 100/bx	1.00	EA	\$0.00
Lap Caulk	1.00	EA	\$12.50
Water Cutoff	1.00	EA	\$12.50
ISO Taper System must be bid by supplier and added to quote	0.00	SQ	\$0.00
ISO Taper System must be bid by supplier and added to quote. If under 4 sq figure 168.00 per sq.			

\$4,828.56

Repairs Section

	Qty	Unit	Price
Remove and dispose of existing gutters	28.00	LF	\$24.64
Install 5" k-style .032 gauge seamless aluminum gutters	28.00	LF	\$248.64
Install one-story aluminum downspouts - 3x4"	1.00	EA	\$158.16
Minimum trip and set-up charge for small gutter jobs	1.00	EA	\$499.50
			\$930.94

Sub Total \$40,410.91

Discount: Cash or Check **(\$6,061.63)**

TOTAL \$34,349.27

***Important: Contractor is not responsible for any damage to curbs, sidewalk, or driveways caused by the weight of delivery vehicles, equipment, or trailers. ***

Any roof decking that does not meet manufacturer's specifications or building code requirements will be replaced at homeowners expense at \$135.00 per sheet of OSB or \$10.00 per lineal foot of 1x roof board. Any siding sheathing that does not meet manufacturer's specifications or building code requirements will be replaced at homeowner's expense at \$150.00 per sheet of OSB. Any damaged rafters or wall studs will be replaced on a project specific time and material basis. Homeowner agrees to have these costs added to final invoice.

A down payment of \$_____ shall be due upon execution of this contract and the balance shall be due upon completion. Customer shall have the right to receive lien waivers in writing from all contractors, subcontractors and material suppliers at the time final payment is made. The price on this proposal is valid for 15 days after the initial date the proposal was given. The Company shall commence work within 150 working days, or on a start date mutually agreed upon by the Company and Customer. Completion shall occur on or before _____ working days thereafter, subject to the Terms and Conditions of this Agreement. Notwithstanding the foregoing, the Company in no event shall commence work until all required permits have been issued.

THE TERMS AND CONDITIONS BELOW ARE INCORPORATED HEREIN BY REFERENCE.

BY SIGNING BELOW, THE PARTIES ARE APPROVING AND ACCEPTING THE TERMS AND CONDITIONS.

Customer's Duties. Customer shall: (a) provide the Company unobstructed access to the project location and site and shall keep persons and pets away from the work area; (b) provide necessary utility connections to enable Company to perform the work; (c) remove, protect and reinstall Customer's personal property including, but not limited to, all satellite dishes, pool covers, hot tubs, grills, and lawn furniture; and (d) secure storage for Company's materials and equipment necessary to complete the work. Customer agrees that the direction and supervision of the work by any subcontractor rests exclusively with the Company and Customer agrees not to issue any instructions to, or otherwise interfere with, Company's direction and supervision of the work. If the work is delayed or suspended at Customer's request, Customer agrees to pay any increase in the cost of labor or materials occurring during the delay. Customer warrants and represents that it is the owner of the real estate upon which services will be rendered. (e) All HOA approvals to include specific manufacturer, style and colors of products are Customer's responsibility.

***Construction Materials.** *All materials and work shall be furnished in a workman-like manner in accordance with the generally accepted practices in the Milwaukee County, Wisconsin metropolitan area and the manufacturer's recommendations. Any and all left over material is property of the Company.

Delay. Work shall be completed within the number of working days indicated in this Contract, unless delay occurs due to a work stoppage by any public authority or the Customer, adverse weather conditions, labor disputes, changes by Customer or government authorities, unavailability of materials or supplies, unavoidable casualties, accidents, environmental hazards, or other causes outside of Company's control, Customer's failure to make payment as required by this Contract, or any other cause beyond the Company's sole control. Any such delay shall extend the time of performance Or, at the Company's option, terminate this Contract if the cause of the delay cannot be resolved within fourteen (14) days.

Changes. Changes to the scope of work of this Contract will be made only upon execution of a written Change Order.

Warranty. Company warrants that its work performed under this Contract will be free from defects for seven (7) years from the date of completion. This coverage relates only to the following; complete roofing installations, complete siding installations and window/door installation. Commercial properties and membrane roofing shall be covered for a period of three (3) years unless otherwise provided for. Repairs shall have a warranty of one (1) year unless otherwise indicated on this contract. **This warranty is Customer's exclusive remedy against Company, is conditioned upon Customer's payment of all amounts due to Company, and ends upon any conveyance of the property by the Customer.** This warranty does not cover, and Company has no responsibility for: (a) items covered under any subcontractors' or manufacturers' warranties provided to Customer; (b) items not installed by Company or its subcontractors; (c) ordinary usage and normal wear and tear, normal deterioration, or failure by Customer to properly maintain the work; (d) shrinkage or cracking of wood due to natural tendencies of wood to shrink and crack; (e) damage by exposure to weather conditions, including expansion or contraction of natural building materials; (f) materials purchased by Customer; or (g) consequential damages of any kind. **All implied warranties, including fitness and habitability are waived.** Company shall perform warranty repairs or replacements, at its option, within sixty (60) days after notice from Customer during the warranty period. This Warranty is transferable to the next owner of the property.

Extras. All additional costs incurred by the Company for any of the following shall not be included in the cost of work and Customer shall pay these costs in addition to the cost of work: costs attributable to (1) any public body, inspector, architectural control committee unless the result of Contractor's negligence; or (2) undisclosed site conditions, including but not limited to, any defect or abnormality in existing improvements, lead paint or asbestos, or (3) any other unusual conditions.

***Insurance.** *Customer shall maintain property and casualty insurance and general liability insurance covering the work location.

Insurance Proceeds. Customer agrees to assign to Company all rights Customer has in any casualty or homeowner's insurance policy proceeds, including those identified in this Contract, to be applied to the Contract Price.

Cancellation of Contract. This Contract may be cancelled unilaterally by the Customer by notifying the Company in writing within three (3) calendar days after signing this Contract. In the event of cancellation of this Contract by the Customer thereafter, the Company shall receive compensation from the Customer for all costs of labor and materials and all other expenses incurred to that date plus the Company's anticipated profit under this Contract. Customer acknowledges receipt of two (2) copies of "Customer's Right to Cancel."

Lead Based Paint Pamphlet: If the property was constructed prior to 1978, Contractor has provided Customer and Customer acknowledges receipt of the lead hazard information packet prior to work commencing on the property informing Customer of potential risk of lead hazard exposure from renovation activity to be performed on the property.

RIGHT TO CURE NOTICE: Wisconsin law contains important requirements you must follow before you may file a lawsuit for defective construction against the contractor who constructed your dwelling or completed your remodeling project or against a window or door supplier or manufacturer. Section 895.07 (2) and (3) of the Wisconsin Statutes requires you to deliver to the contractor a written notice of any construction conditions you allege are defective before you file a lawsuit, and you must provide your contractor or window manufacturer the opportunity to make an offer to repair or remedy the alleged construction defects. You are not obligated to accept any offer made by the contractor or window or door supplier. All parties are bound by the applicable warranty provisions. Customer hereby acknowledges receipt of the brochure required under Sec. 101.148 of the Wisconsin Statutes.

Prime Contractor *

Notice of Lien Rights

As required by the Wisconsin Construction Lien Law, you are hereby notified that persons or companies performing, furnishing, or procuring labor, services, materials, plans, and/or specifications for your property located at the address above, may have lien rights on your land and buildings if they are not paid.

Those entitled to lien rights, in addition to the undersigned prime contractor, are those who contract directly with you or those who are required to and do give you notice within sixty (60) days after they first perform, furnish, or procure labor, services, materials, plans, and/or specifications for the construction.

Accordingly, you will probably receive identification notices from those who perform furnish, or procure labor, services, materials, plans, and/or

06/21/2021

**WeatherPro Exteriors**

12200 W. Adler Lane
 West Allis, WI 53214
 Phone: 414-543-0929

Company Representative

Heath Swanson
 Phone: (414) 712-8397
 hswanson@weatherproexteriors.com

Vinyl siding, flat roof, gutters, soffit, fascia, windows.

Tristan Hoefler

1232 South 72nd Street
 West Allis, WI 53214
 (262) 720-2584

Job: Tristan Hoefler

Siding - Vinyl Section

Furnish and Install Mastic Carvedwood Non-Insulated Vinyl Siding (.44).

SIDING DESCRIPTION:

- Exclusive Hang-Tough Technology boosts durability so panels are more resistant to cracking, impact and thermal distortion
- Rollover, Reinforced Nail Hem for easier installation and secure fastening
- Non-toxic pest resistant mineral additives.
- Patented T-2 LOK Panel Locking System delivers a positive locking action with a wider locking mechanism for more contact area
- 5/8" Panel Projection to replicate the appearance of real wood siding
- Durable and extra thick to resist dents from everyday life
- Duranyl 5000 Protection System proprietary technology adds extra UV protection to our deepest, most vivid colors, and protections colors against hard elements and maximizes long-term weatherability.
- Sustainable and recyclable for a better, eco-friendly choice.

PROFILE/REVEAL HEIGHT: T3

SIDING COLOR: TBD

CORNER SIZE: Standard

CORNER COLOR: Same as Siding

TRIM COLOR: White

Comes with standard J-Channel, accessories and corner posts (4").

PROJECT INCLUDES:

- Removal of (1) existing layer of siding down sheathing or existing wood siding
- Sheathing will be inspected for rotten or bad wood.
- Re-nail any loose wood/sheathing. If bad or rotten wood is discovered, it will be replaced at \$120 per sheet of OSB.
- Tyvek housewrap furnished and installed
- New flashing over window and door openings as necessary
- All J-Channel, light & outlet blocks and accessories per product system

****All window and door openings shall be flashed per manufacturers instructions and industries best practices when applicable.****

NOTE:

Homeowner is responsible for removal and installation of any electrical service panel/wiring if required/desired. Project may involve the removal of exterior lighting fixtures and/or other similar fixtures. WeatherPro Exteriors is not responsible for the operation of said fixtures, nor for the deterioration that occurs in fixtures, wiring, and/or any components during the normal course of our work. WeatherPro Exteriors recommends installation of new fixtures by a certified professional to further enhance the beauty of your homes exterior.

PROJECT NOTES:

All window and door trim on house will be wrapped in Aluminum.

The entire front porch needs to be rewrapped in Aluminum, in order to wrap it correctly the current storm windows needs to be removed & replaced.

LEAD SAFE PROCEDURE: Yes

SIDING WARRANTY:

- Mastic's Industry LEADING V.I.P. Limited Lifetime Warranty

- 200 MPH Wind Resistance Warranty
- WeatherPro Exteriors Lifetime Workmanship Warranty

WEATHERPRO EXTERIORS PROJECT GUIDELINES:

- Remove and clean up of all job related debris and will be disposed of properly.
- Includes all labor, materials, taxes and permits.
- WeatherPro Exteriors is bonded, licensed and insured.
- WeatherPro Exteriors follows and maintains all OSHA guidelines and regulations during the production of the project.

Excel Price Sheet

\$33,177.00

Roofing - flat Section

Furnish and Install Mule-Hide 60 MIL EPDM Rubber Roof.

- Remove up to (1) existing layers of "low slope" roof system down to the structural wood decking
- Inspect and re-nail any loose wood. If bad or rotten wood is discovered, up tp (2) sheets of OSB will be replaced (Additional charge for repair/replacement)
- Install fiberboard membrane over decking
- Install NEW pipe boots/flashing
- Install NEW chimney flashing
- Install NEW 60 MIL EPDM Roof and fold over edges into gutter system and secure with termination bars and seal
- Seal seams per manufacture specs and code
- Inspection by Mule-Hide Manufacturer Rep for certification of warranty

CLEANUP:

- 3x magnet sweep throughout the yard.
- Remove and clean up of all job related debris and will be disposed of properly.

WARRANTY:

- Mule-Hide 20 Year Premium Limited Lifetime Warranty
- *Covers: Labor and Material
- WeatherPro Exterior's Lifetime Workmanship Warranty
- Includes all labor, materials, taxes and permits.
- WeatherPro Exteriors is bonded, licensed and insured.
- We follow and maintain all OSHA guidelines and regulations during the production of the project.

Excel Price Sheet

\$3,081.00

Gutters Section

LOCATION: House Only

COLOR: White
 GUTTER SIZE: 5"
 DOWNSPOUT SIZE: 3x4"
 GAUGE: 032

PROJECT DETAILS:

- Remove and dispose of current gutter system
- Furnish and Install NEW seamless gutters system with mitered corners with thick aluminum to handle wind, rain and snow
- Hidden Hanger System
- NEW Apron or Flashing as needed
- Pitch for correct drainage / Direct drainage from house
- Clean gutters

PROJECT NOTES:

WARRANTY:

- 20 Year Gutter Coil Warranty
- WeatherPro Exteriors Workmanship Warranty
- 10 Year NO LEAK Guarantee

Excel Price Sheet

Warranty & Other Information:

- Seaway Manufacturing Corp. Lifetime Transferable Product and Glass Breakage Warranty
- WeatherPro Exteriors Lifetime Workmanship Warranty

Includes: Taxes, Permit, Clean-Up, and Disposal

**Seaway windows are tested to standards set forth by the American Architectural Manufacturers Association (AAMA), NFRC and Energy Star. **

DISCLAIMER: Because of recent volatility in supply chains, "TOTAL" amount on this quote expires after 10 days.

Excel Price Sheet

\$3,768.00

Doors Section

Furnish and Install () NEW ProVia Entry/Storm Door system.

LOCATION:

PRODUCT DESCRIPTION:
(copy and paste from ProVia)

WARRANTY:

- ProVia Lifetime Product Warranty and Glass Breakage
- WeatherPro Exteriors Lifetime Workmanship Warranty

INSTALL DETAILS:

Installed with closed cell, low expanding foam around perimeter to prevent against weather infiltration. Caulking when space is limited.

INSTALL TYPE: Full Tear Out

WOOD ROT: Yes/No

EXT TRIM TYPE: Aluminum Cladding or LP or Hardie

LEAD SAFE: Yes/No

NOTE: HVAC, plumbing, and electrical work to be responsibility of homeowner unless otherwise specified. WeatherPro Exteriors can coordinate these services to be performed by certified technicians for cost plus 10% management fee.

Entry Door


Storm Door

Excel Price Sheet

\$1,500.00

TOTAL

\$52,804.00

Starting at **\$543/month** with  **Acorn** FINANCE • [APPLY](#)

\$3,044.00**Soffit/Fascia Section**

Furnish and Install NEW Aluminum Soffit and Facia (cladding over existing wood) in customers choice of color.

LOCATION: House only

FACIA COLOR: White
SOFFIT COLOR: White

PROJECT DETAILS:

- Removal and disposal of old soffit/facia material as needed
- Inspection of wood

PROJECT NOTES:

WOOD REPAIR: Yes
FOOTAGE AMOUNT: up to (25) L/FT
STANDARD SOFFIT: Yes
CONTINUOUS SOFFIT: Yes
CUT IN: Yes

WARRANTY:

- 20 Year Coil Warranty
- Workmanship Warranty by WeatherPro Exteriors
- *Includes: Taxes, Clean-Up and Disposal

Excel Price Sheet

\$8,234.00**Windows Section**

Thank you for the opportunity to quote your project!

WeatherPro will supply, deliver, and install (2) Seaway Signature Gold Series Double-Hung windows in (white) color.
Signature Gold Series Windows Include:

- Premium UPVC vinyl multi-chambered and fully welded sashes and frames.
- Superior design pressure (DP) ratings for longevity and dependability. DP=50
- SECURITY FEATURES include: Low-profile, metal dual cam locks and keepers mounted on deep interlocking meeting rail. Dual vent latches.
- Easy tilt sashes for cleaning.
- Constant force balance system (smoother and easier operation than block and tackle systems).
- Microshield antimicrobial Triple weatherstripping protects against air infiltration and helps create an allergy free environment.
- Heavy duty extruded aluminum screen frames that can be EASILY RE-SCREENED. (FULL SCREENS)
- High performance Dual Pane Glass with upgraded Endur warm edge spacer system (.02% failure rate over 20 years).
- Glass Technology features Insulglaze 450, 455

Professional Installation Includes:

- Pocket fit
- Replace visible rotted wood deemed necessary for proper installation.
- Insulate and seal all openings to prevent air and water infiltration.
- Reinforce sloped sills with wood/foam as needed for maximum performance.
- Exterior trim to be capped with aluminum coil for maintenance free finish.

Or

- Full Frame Install at an additional cost
- Remove existing window trim boards or cut back siding to expose existing nail fin.
- Remove full window frame including nail fin.
- Remove interior woodwork.
- Install new window with nail fin.
- Apply flashing tape where possible over nail fin and integrate properly into house wrap.
- Utilize existing drip cap/head flashing, fabricate, and install new retrofit as needed.
- Foam around frame from interior. Reinstall exterior trim boards (unless replacement is specified).
- New interior casing with new jamb extension cut to proper depth.

- Lead safe work practices for homes built before 1978
- Clean up and haul away debris




* Circled red; is the part of tree that was removed off the home later

* Picture taken from bedroom window (2nd Floor)

* Large tree struck the roof and other parts of house ~~are~~ listed in other photos



* This is a picture of the
2nd floor bedroom window
* Extensive damage on
the window and siding



* Circled Red; you can see one part of the damage done to the roof


* Smaller circle in Red; you can see the gutter is missing because it was crushed down by the tree along with the black shingle on edge is damaged



* Pictured here you can see gutter damage along with flashing damage and shingle damage




Circled Red you can see
roof damage (shingles)



* Circled red is damage
underneath the gutter
on the front of house

* ~~Soffit~~ ^{Soffit} and fascia/flashing
is damaged



* Circle #1 is a picture of my sunroom window in the front of my house. Damage (Dents and Scratches) is done on the window of the sunroom (also in circle #2)

* Circle #3 is damage to my siding on the front of the house



* In this picture you ~~can~~ can see dents, scratches, and dings in the window sill

* You can see damage to my siding below aswell

* This is the second story bedroom window



* Screen is torn/
damaged in multiple spots
(upper bedroom window)
(front side of house)



* Throughout the entire picture you can see more roof, gutter, and flashing damage



* Circled in Red
is gutter damage,
flashing damage, and
roof damage

* Gutter is disconnected
from house due
to the impact of the
tree

* Another angle of damage on gutter (front of the house if facing the street)





* More upper window damage
(Bedroom window on front
side of house)

* Siding, shutters and
windows damaged




* This is more damage to the siding on the upper front side of the house (facing from the Street)



*Circled in red the
Siding is damaged

* This picture was taken
in front of the 2nd
floor bedroom and the
damage is located on the
right of the window
in this picture (if you're
facing the house from the
street)



* More upper window
damage (2nd floor bedroom
window)



* This is another picture below the shutter (Right) of the 2nd floor bedroom window

* You can see damage on the window and siding